







Forward to Americas: ITW GSE Americas  + 1 941 721 1092  support@itwgse.us International: ITW GSE ApS  + 45 63 18 60 00  support@itwgse.com	Sender:	ITW GSE 3400 PCA information
	Company:	Type:
	Fax:	Serial No.:
	Phone:	Error Code:
	Contact:	Date:
	E-mail:	Time:

How to retrieve parameters from the Black Box:

1. Press centre button  hold it down for approximately 10 seconds to enter the Icon Menu.
2. To select Black Box, simply use the navigation keys ◀▼▲▶ to highlight the icon  Then press the ● to enter the menu
3. Use the ▼/▲ to highlight the failure you want to view
4. Press ● to select View information on the error. The error is then explained in clear text
5. Press ● to view detailed Alarm Data
6. Use the ▼/▲ to browse through the recorded data
7. Use ◀ to leave the submenu
8. Use ◀ to leave the submenu and return to basic Icon Menu

Error:	Code:	Message:		
Settings:	Aircraft:	PCA Mode:		
Warnings:	Code:			Remarks:
Temperature:	Ambient: Outlet: Cabin:	°C : □ °F : □		
Outlet:	Pressure:	Airflow:		
Input:	Voltage: V	Current: A		
DC Link:	Voltage: V	Ripple: V		
Consumption:	Power: kWh	Time on: : :		
Heater (if installed):	Power: kW			
Main Blower:	Freq: Hz	Current: A		
Condenser Fan:	Freq: Hz	Current: A		Status:

Please fill in the remaining parameters on page 2.



It's all about connections

This formula can be downloaded from www.itwgse.com

Cooling Module 1:		P-disch.:	P-suction:	Freq: Hz
Status:	T-disch. :	T-suction:	T-cond. :	Current:

Cooling Module 2:		P-disch.:	P-suction:	Freq: Hz
Status:	T-disch.:	T-suction:	T-cond.:	Status:

Cooling Module 3:		P-disch.:	P-suction:	Freq: Hz
Status:	T-disch.:	T-suction:	T-cond.:	Status:

Cooling Module 4 (if installed):		P-disch.:	P-suction:	Freq: Hz
Status:	T-disch.:	T-suction:	T-cond.:	Status:

Other indication (lamps, LED's, fuses, damages of enclosure etc.):

Remarks:
